

Test laboratory for the fire behavior of building materials, Dipl.-Ing. (FH) Andreas Hoch  
Testing, supervising and certifying body, authorized by the building supervision authority

# TEST REPORT

## PZ-Hoch-190020-3

**for the proof of Fire behaviour according to DIN 4102, part 1**

**Translation of the German test report – no guarantee for translation of technical terms**

company	<b>Brand Management Group</b> 1605 Main St, Suite 500 Sarasota FL 34236 USA		
description of samples	transparent polymer self-adhesive foil consisting of PVC in a nominal thickness of 75µ		
name of the material	<table border="1"><tr><td>„HP Gloss Polymeric Overlamine“</td></tr><tr><td>„HP Matt Polymeric Overlamine“</td></tr></table>	„HP Gloss Polymeric Overlamine“	„HP Matt Polymeric Overlamine“
„HP Gloss Polymeric Overlamine“			
„HP Matt Polymeric Overlamine“			
sampling	by the company itself		
content of request	Proof of flammability to classify building materials to class B1 “schwerentflammbar” according to DIN 4102, part 1		
validity of test report	31.01.2024		
result	<b>The products meet the requirements of class B1 for “schwerentflammbare” (hardly flammable) building materials according to DIN 4102, part 1 (May 1998) , if glued on metallic substrates with a density of <math>\geq 2.025 \text{ kg/m}^3</math>, a melting point of <math>\geq 500^\circ\text{C}</math> and a thickness of <math>\geq 0,8\text{mm}</math>.</b>		

This test report includes 4 pages and 3 enclosures.

Remark: If the above mentioned building material is not used as product according to MBO § 2, Abs. 9, Ziffer 1, there is no need for a general building supervisory test report.

This test report is not valid if the examined building material is used as product in the meaning of state building prescriptions (MBO § 17, Abs. 3).

This test report does not replace an eventually necessary proof of applicability concerning building supervisory or building laws in the meaning of state building prescriptions. This has to be verified by:

- “allgemeine bauaufsichtliche Zulassung” (general building inspectorate approval ) or by
- „allgemeines bauaufsichtliches Prüfzeugnis“ (general building inspectorate certificate) or by
- “Zustimmung im Einzelfall” (exceptional approval)

This test report can underlie building supervisory procedures

- for regular building products for the prescribed proofs of conformity
- for non-regular building products for the needed proofs of applicability.

This test report must not be published and copied without preceding agreement of the test laboratory and if agreed, only during validity and unchanged concerning appearance and contents.

## 1. Description of test material in condition as delivered

### PN 28468: „HP Gloss Polymeric Overlamine“

transparent polymer self-adhesive foil consisting of PVC in a nominal thickness of 75µ -

characteristic values determined by the test laboratory:

whole thickness: about 0,30 mm

whole area weight: about 282 g/m<sup>2</sup>

thickness of self-adhesive foil: about 0,1 mm

area weight of self-adhesive foil: about 129 g/m<sup>2</sup>

The testing laboratory is not provided with further details concerning composition of the tested building materials. Samples are deposited.

## 2. Preparation of samples

The samples were kept in climate chamber 23/50 until they reached constant weight.

The self-adhesive foil was glued on aluminium panels with a thickness of about 1,0 mm, according to DIN 4102-16: 2015-09, point 4.4, d, II.

## 3. Arrangement of samples

mounting: self-adhesive foil glued on aluminium panels

#1976: flaming in machine direction

#1989: flaming in transverse direction

## 4. Date of test

CW 02 in 2019

## 5. Results

The test has been examined according to DIN 4102 (Mai 1998)

line no	Measurement	Result with the tested specimen					Dim.
		#1976	#1989	---	---	---	
	Test number						
	flamed direction	machine	transv.	---	---	---	
	<u>Number of specimen arrangement</u>						
1	acc. to. DIN 4102/T15, schedule 1	7	7	---	---	---	
2	<u>Maximum flame height above bottom</u>	70	70				cm
3	<u>edge of the specimen</u>						
	Time <sup>1)</sup>	1:13	1:08	---	---	---	min:s
4	<u>Burn through / melting</u>						
	Time <sup>1)</sup>	./.	./.	---	---	---	min:s
	<u>Observations on the back side of the specimen</u>						
5	Flames / Glowing	./.	./.	./.	./.	./.	min:s
	Time <sup>1)</sup>	./.	./.	./.	./.	./.	
6	Change of colour	./.	./.	./.	./.	./.	min:s
	Time <sup>1)</sup>	./.	./.	./.	./.	./.	
7	<u>Falling of burning droplets</u>	./.	./.	./.	./.	./.	min:s
	Start <sup>1)</sup>	./.	./.	./.	./.	./.	
8	<u>Extent</u>						
9	sporadic falling of burning droplets <sup>2)</sup>	./.	./.	./.	./.	./.	min:s
	continuous falling of burning droplets <sup>2)</sup>	./.	./.	./.	./.	./.	
10	<u>Falling of burning droplets</u>	./.	./.	./.	./.	./.	min:s
	Start <sup>1)</sup>	./.	./.	./.	./.	./.	
11	<u>Extent</u>						
12	sporadic falling of burning droplets <sup>2)</sup>	./.	./.	./.	./.	./.	min:s
	continuous falling of burning droplets <sup>2)</sup>	./.	./.	./.	./.	./.	
13	<u>After flame time at the bottom of the sieve (max.)</u>	./.	./.	./.	./.	./.	min:s



line no.	Measurement	Result with the tested specimen					Dim.
	Test number	#1976	#1989	---	---	---	
	flamed direction	machine	transv.	---	---	---	
	<u>Impairment of the burner by dropping or falling material:</u>						
14	Time <sup>1)</sup>	./.	./.	./.	./.	./.	min:s
15	<u>Premature end of test</u>						
	Final occurrence of burning at the specimen <sup>1)</sup>	./.	./.	./.	./.	./.	min:s
16	Time of eventually end of test <sup>1)</sup>	./.	./.	./.	./.	./.	min:s
17	<u>After flame after end of test</u>						
	Time <sup>1)</sup>	./.	./.	./.	./.	./.	min:s
18	Number of specimen	./.	./.	./.	./.	./.	
19	Front side of specimen <sup>2)</sup>	./.	./.	./.	./.	./.	
20	Back side of specimen <sup>2)</sup>	./.	./.	./.	./.	./.	
21	flame length	./.	./.	./.	./.	./.	cm
22	<u>Afterglow after end of test</u>	./.	./.	./.	./.	./.	
	Time <sup>1)</sup>	./.	./.	./.	./.	./.	min:s
23	Number of specimen	./.	./.	./.	./.	./.	
	<u>Place of appearance</u>	./.	./.	./.	./.	./.	
24	Lower half of the specimen <sup>2)</sup>	./.	./.	./.	./.	./.	
25	Upper half of the specimen <sup>2)</sup>	./.	./.	./.	./.	./.	
26	Front side of specimen <sup>2)</sup>	./.	./.	./.	./.	./.	
27	Back side of specimen <sup>2)</sup>	./.	./.	./.	./.	./.	
28	<u>Density of smoke</u>						
	≤ 400 % * min	14	19	---	---	---	% * min
29	> 400 % * min <sup>4)</sup>	./.	./.	./.	./.	./.	% * min
30	Diagram: encl. no.	1	2	---	---	---	
31	<u>Residual lengths:</u> individual value <sup>3)</sup>						
	Specimen 1	45	46	---	---	---	cm
	Specimen 2	44	47	---	---	---	cm
	Specimen 3	45	46	---	---	---	cm
	Specimen 4	46	45	---	---	---	cm
32	<u>Average value, individual test</u> <sup>3)</sup>	45	46	---	---	---	
33	<u>Photo of specimen in enclosure no.</u>	1	2	---	---	---	
34	<u>Flue gas temperature</u>	116	115	---	---	---	°C
35	Maximum of average value						
	Time <sup>1)</sup>	09:51	07:36	---	---	---	min:s
36	Diagram: encl. no.	1	2	---	---	---	
37	Remarks: - none -						

<sup>1)</sup> indication of times: from the begin of testing procedure

<sup>2)</sup> checked off if applicable

<sup>3)</sup> indication of carrier/foam layer separated in case of fire-proofing agents

<sup>4)</sup> very strong development of smoke

## 6. Explanations concerning the testing procedure

There were no additional tests proceeded because of the residual length of  $\geq$  than 45 cm.

## 7. Summary of results and additional establishments to Fire Behaviour

line no.	measurement	Result with the tested specimen					dimension
	test-no.	#1976	#1989	---	---	---	
	flamed direction	machine	transv.	---	---	---	
1	residual length	45	46	---	---	---	cm
2	max. smoke temperature	116	115	---	---	---	°C
3	density of smoke - integral	14	19	--	--	--	%min
4	remarks: none						

According to DIN 4102, part 1, "schwerentflammbare" (hardly flammable) building materials must meet the requirements of class B2.

Pursuant to additional tests in the ignitability apparatus this can be determined (appendix 3).

## 8. Special remarks


- This report is only valid for the material as described under paragraph 1. In combination with other materials or with additional coatings or grounds etc. the burning behaviour may differ.
- This test report is not valid for the exposure to outdoor climate conditions.
- This test report is not valid, as soon as the fabric is used as a building product in the sense of the "Landesbauordnungen" (state building requirements, MBO § 17, par. 3).
- This test report is no substitute for a General Building Inspectorate Certificate.
- This test report is granted without prejudice to the rights of third parties, in particular private proprietary rights.
- For legal interests only the German original version is relevant.
- In General Building Inspectorates procedures this test report can be based for
  - regular building materials for the required proof of accordance
  - for not regular building materials for the required proof of applicability

## 9. Validity

This test report is valid until the mentioned date on page 1. The test report becomes invalid in case the standards on which the tests are based are changed.


Fladungen, 26.02.2019

clerk in charge


  
(Dipl.-Ing.(FH) Jürgen Hammer)



Head of the test laboratory:

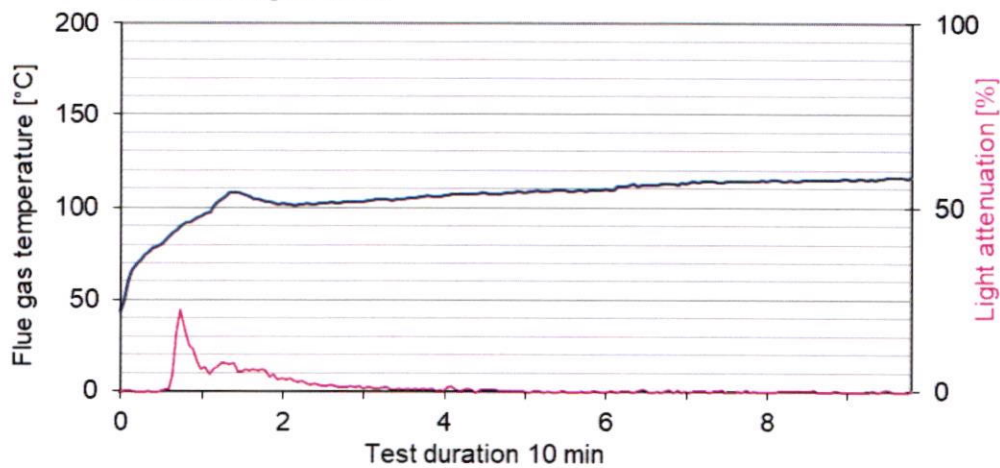
  
(Dipl.-Ing.(FH) Andreas Hoch)

**„Brandschacht“-test #1976**



**measurement**

**#1976, PN28468: BMG, "HP Gloss Polymeric...", L**  
Max. flue temperature: 116°C, Smoke density integral: 14%min  
Residual length: 45 cm





**„Brandschacht“-test #1989**

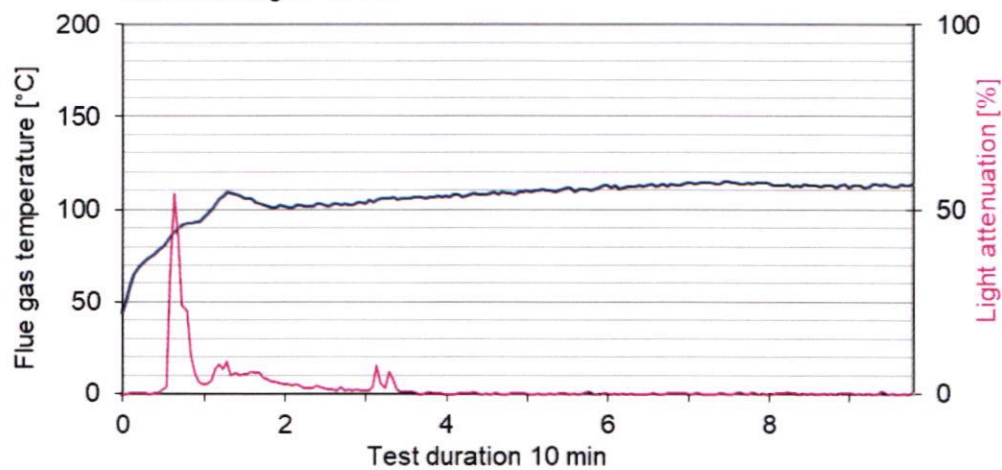


**measurement**

**#1989, PN28468: BMG, "HP Gloss Polymeric...", Q**

Max. flue temperature: 115°C, Smoke density integral: 19%/min

Residual length: 46 cm



**Test for normal flammability  
classifying B2 according to DIN 4102**

1. Description of test material in condition as delivered look at page 2

2. Preparation of samples

Out of the material there have been cut samples for the ignitability apparatus.  
The samples were kept in a climate 23/50 until they reached constant weight.

3. Arrangement of samples -glued on aluminium panels-  
Flaming in machine and in transverse direction

4. Date of test CW 02 in 2019

5. Results

PN 28468: flaming in machine dir.	edge-test						surface-test						Dim
samples no.	1	2	3	4	5	6	1	2	3	4	5	6	
ignition <sup>1)</sup>	1	1	1	1	1	--	-/-	--	--	--	--	--	s
reaching the mark of measurement <sup>1)2)</sup>	-/-	-/-	-/-	-/-	-/-	--	-/-	--	--	--	--	--	s
max. flame height	2	2	2	2	2	--	2	--	--	--	--	--	cm
time	3	3	3	3	3	--	-/-	--	--	--	--	--	
self-cessation of the flames end of afterflame <sup>1)</sup>	15	6	5	5	5	--	-/-	--	--	--	--	--	s
end of glowing <sup>1)</sup>	-/-	-/-	-/-	-/-	-/-	--	-/-	--	--	--	--	--	s
flames were extinguished after <sup>1)</sup>	-/-	-/-	-/-	-/-	-/-	--	-/-	--	--	--	--	--	
smoke development (visual)	little						very little						./.
dropping of burning material during 20 s <sup>1)</sup>	-/-	-/-	-/-	-/-	-/-	--	-/-	--	--	--	--	--	s
Appearance after test: burned out till max. height 2 cm x width 1 cm													

PN 28468: flaming in machine dir.	edge-test						surface-test						Dim
samples no.	1	2	3	4	5	6	1	2	3	4	5	6	
ignition <sup>1)</sup>	1	--	--	--	--	--	-/-	--	--	--	--	--	s
reaching the mark of measurement <sup>1)2)</sup>	-/-	--	--	--	--	--	-/-	--	--	--	--	--	s
max. flame height	2	--	--	--	--	--	2	--	--	--	--	--	cm
time	3	--	--	--	--	--	-/-	--	--	--	--	--	
self-cessation of the flames end of afterflame <sup>1)</sup>	15	--	--	--	--	--	-/-	--	--	--	--	--	s
end of glowing <sup>1)</sup>	-/-	--	--	--	--	--	-/-	--	--	--	--	--	s
flames were extinguished after <sup>1)</sup>	-/-	--	--	--	--	--	-/-	--	--	--	--	--	s
smoke development (visual)	little						very little						
dropping of burning material during 20 s <sup>1)</sup>	-/-	--	--	--	--	--	-/-	--	--	--	--	--	s
Appearance after test: burned out till max. height 2cm x width 1cm													

<sup>1)</sup> time mentioned from the beginning of the test <sup>2)</sup> during 20 Sec -/- no appearance -- no information

6. Remarks and explanations to the testing procedure - none -

7. Opinion concerning the dropping of burning material

The test for normal flammability shows no burning dripping material.